

Inside the WHT Cassegrain Acquisition and Guidance box (CAGB).

Issue date 16 June 2009

Kevin Dee

Introduction.

This document details the alterations to the internal mechanisms of the CAGB to accommodate the new instrument ACam.





Photo 1. Inside the CAGB

ACam Cal.

This probe when deployed folds the comparison lamps into ACam.


Command line `>agacamcal`



ACam Feed.

This linear slide when deployed folds an 8.5 arcmin field into the ACam instrument.


Command line *>agacam*



Sky View + Comp Fold

This probe when deployed folds the “sky view” into the TV acquisition system and at the same time the mirror on the underside folds the comparison lamps into ISIS or other cass mounted instruments.


Command line *>agcomp*



TVSVP

This is the Television slit viewing probe. When deployed it looks at the surface of the slit jaws in ISIS and reflects the image back into the TV system. Because it is at the edge of the field it allows for continuous object acquisition with out vignetting the ISIS science field.

Command Line *>agslit*



Autoguider

This shows the patrol field of the Auto-guider pick off system. With and without the ACam fold deployed. Note when ACam fold is deployed the stiffening strut vignettes part of the patrol field

