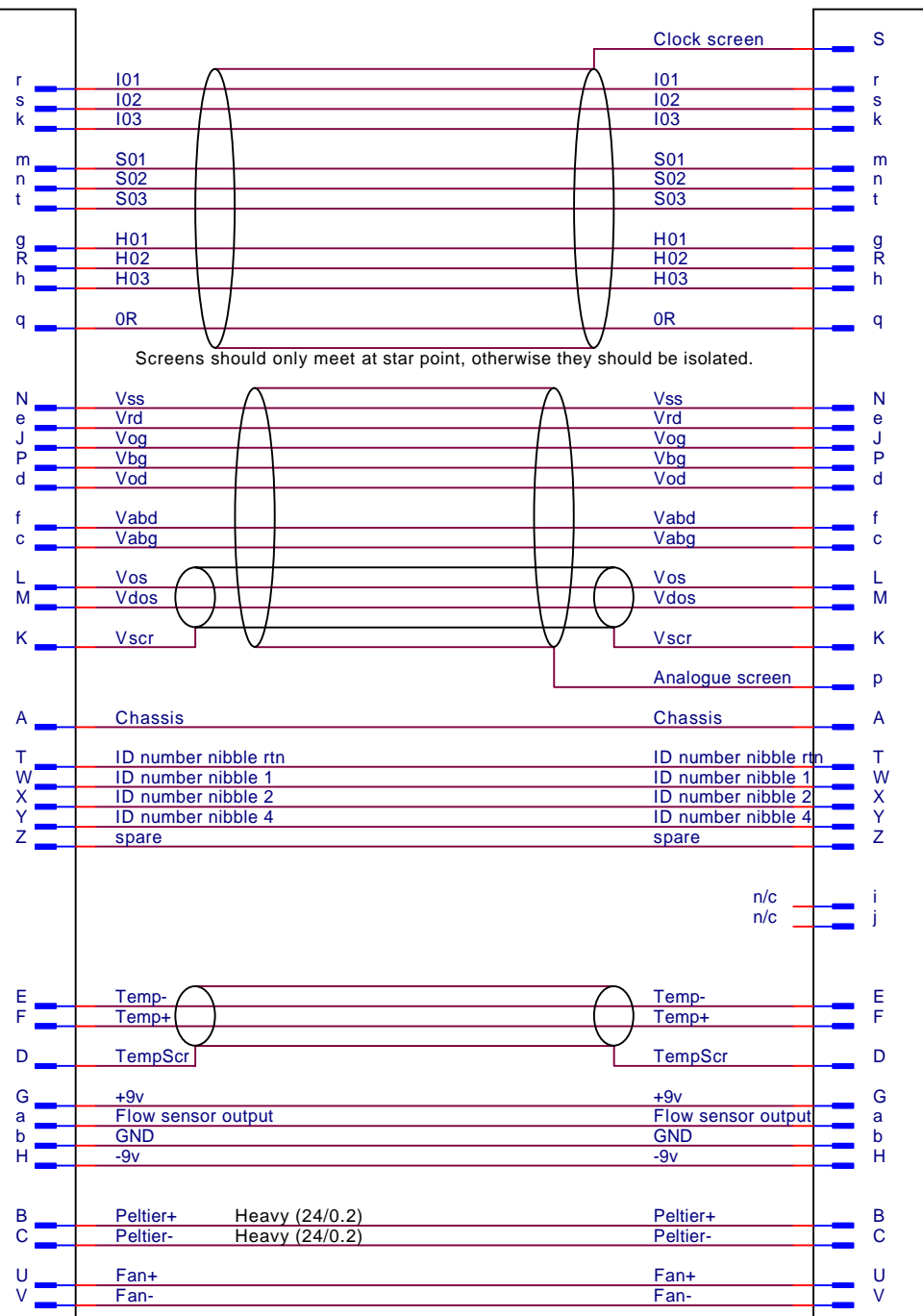


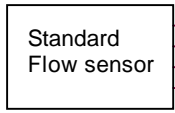
Connect to Autoguiding Head



Screens should only meet at star point, otherwise they should be isolated.

Length = 50cm  
 <- Label this end "autoguiding head"  
 Label middle "SDSU only"  
 "SDSU interface box" Label this end -->

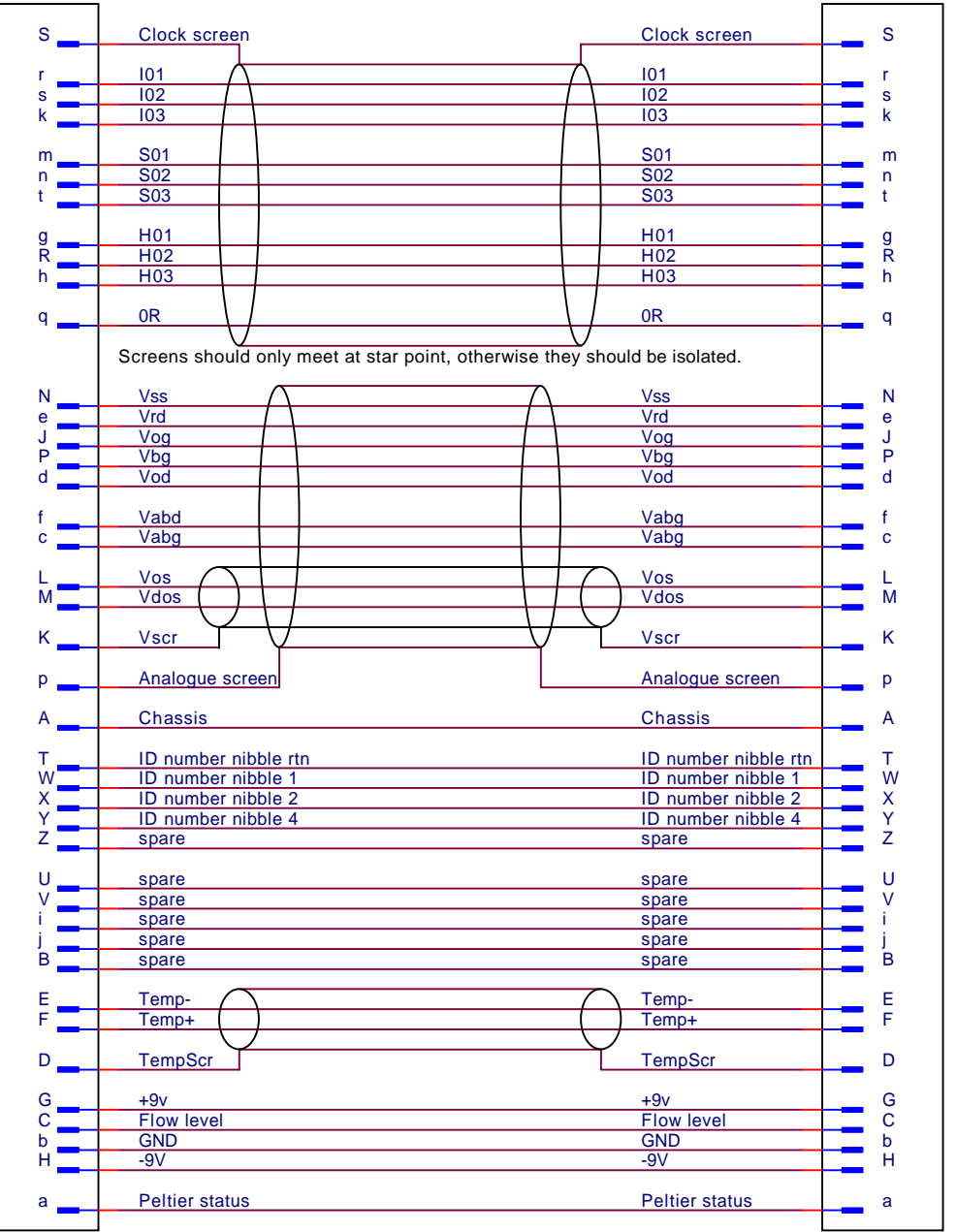
62GB-56T20-41S  
 Cable mounted female



FGG.1B.304  
 Cable mounted male

### Autoguiding Junction Box

Connect to SDSU Controller

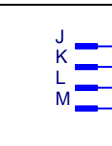


Screens should only meet at star point, otherwise they should be isolated.

20-41  
 Cable mounted female

Length = 150cm  
 <- Label this end "SDSU interface box"  
 Label middle "SDSU only"  
 "SDSU controller" Label this end -->

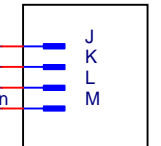
20-41  
 Cable mounted male



12 way  
 Cable mounted female

Length = 150cm  
 <- Label this end "SDSU interface box"  
 Label middle "SDSU only"  
 "Peltier PSU" Label this end -->

### Peltier/Fan PSU



12 way  
 Cable mounted female

Title		
<b>SDSU Autoguiding external cabling</b>		
Size B	Document Number	Rev
	<b>SDSUAuto06</b>	
Date:	Thursday, May 15, 2003	Sheet 1 of 1